



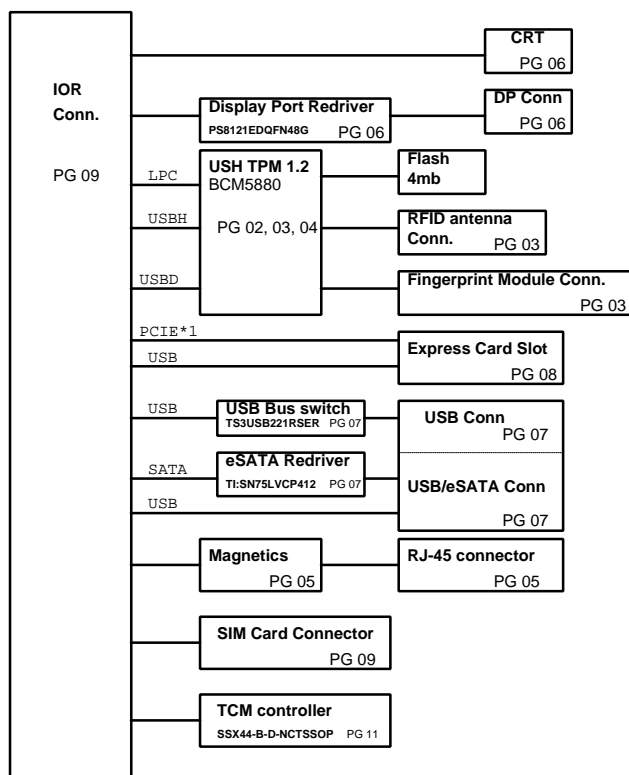
DAXM2PI16D0


A00(QT) Stage

BOARD REV : D

Date code: 2009-09-07

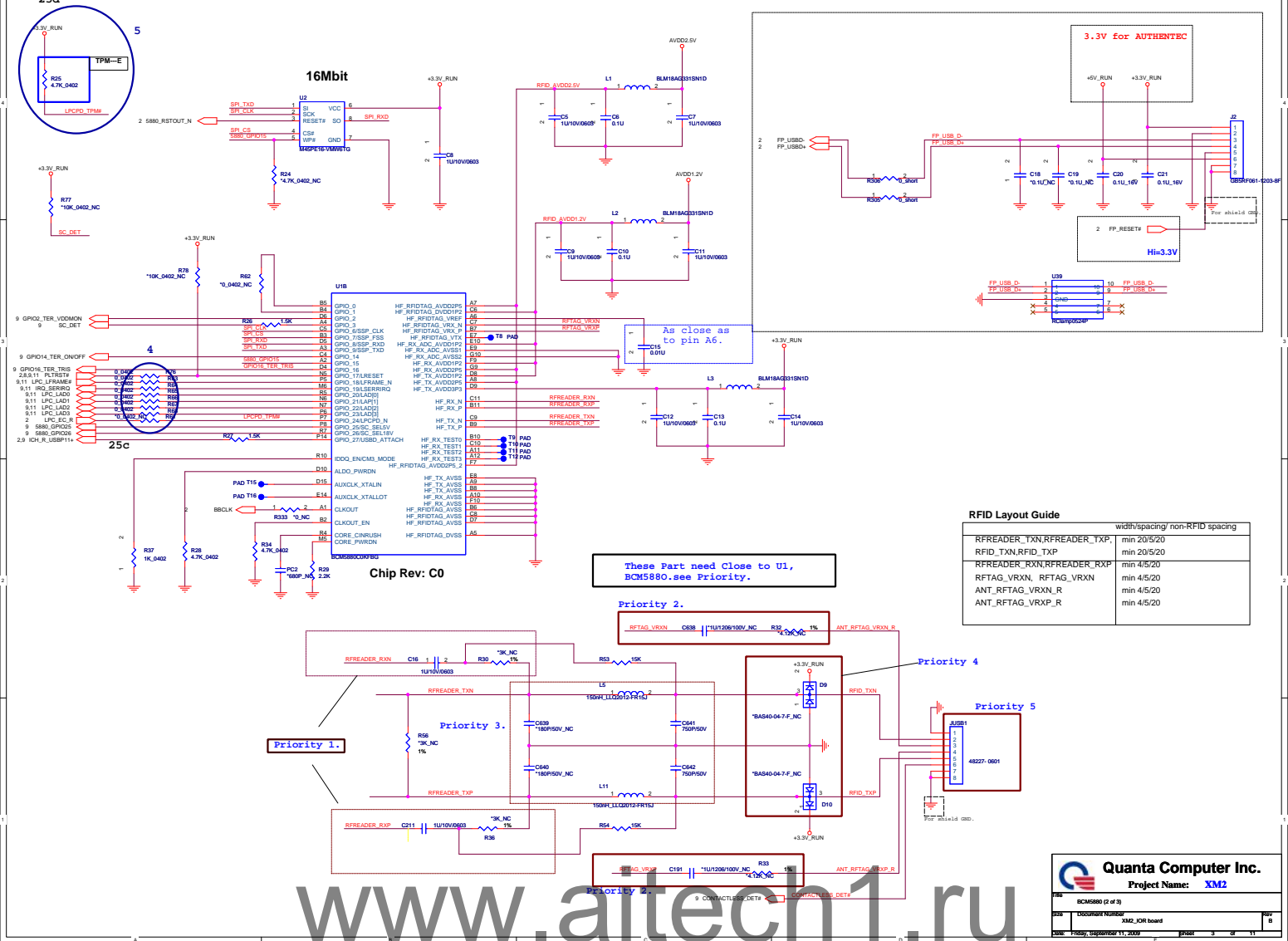
XM2 IOR Board Block Diagram



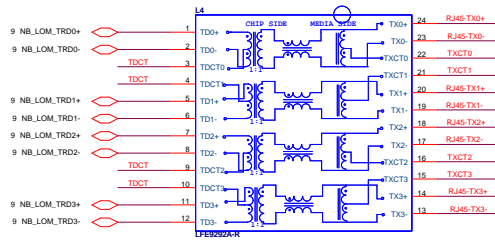
		Quanta Computer Inc.	
		Project Name: XM2	
Title: IOR Board Block Diagram			
Size	Document Number	Rev	
	XM2_IOR board	B	
Date:	Friday, September 11, 2009	Sheet	1 of 12

www.aitech1.ru

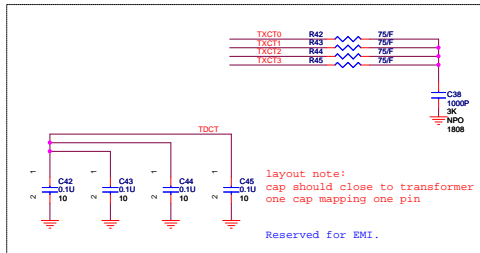
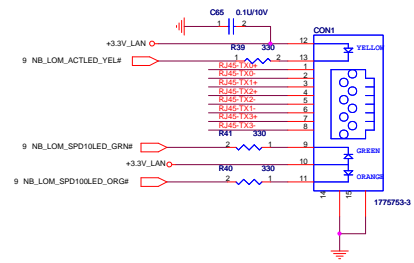




TRANSFORM



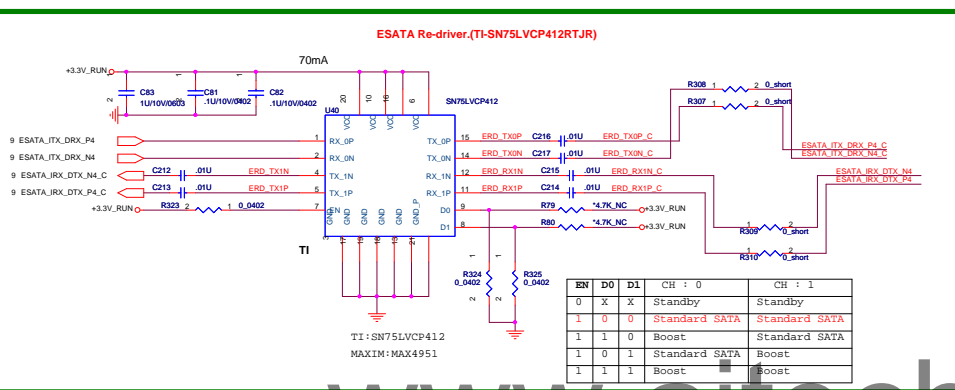
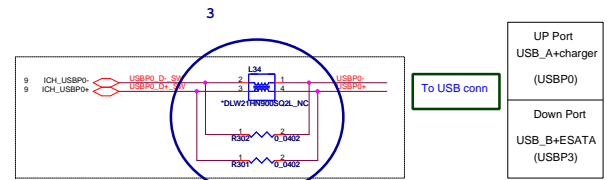
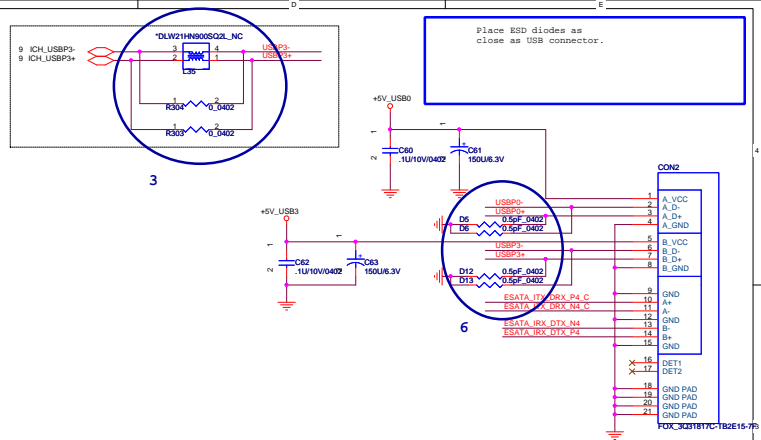
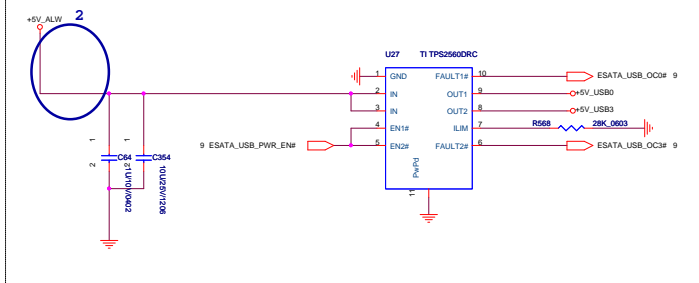
RJ-45 Connector



Project Name: XM2	
RJ45_Transformer	
Doc	Document Number: XM2_ICR board
Date	Friday, September 11, 2009
Sheet	5 of 11

www.aitech1.ru

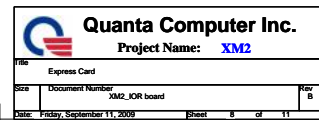

USB power switch_TPS2560

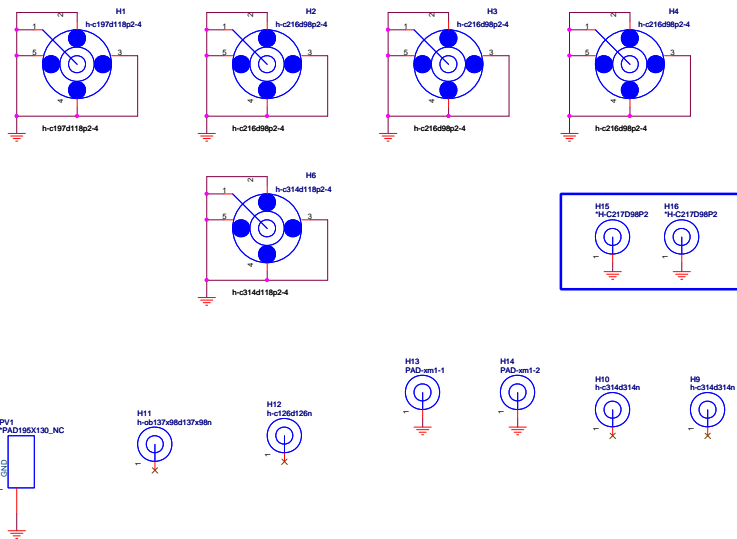


EN	D0	D1	CH : 0	CH : 1
0	X	X	Standby	Standby
1	0	0	Standard SATA	Standard SATA
1	1	0	Boost	Standard SATA
1	0	1	Standard SATA	Boost
1	1	1	Boost	Boost


Quanta Computer Inc.	
Project Name: XM2	
ESATA and USB	
Date	Document Number
Friday, September 18, 2009	XM2_ICR board
Date	Sheet
Friday, September 18, 2009	7 of 11

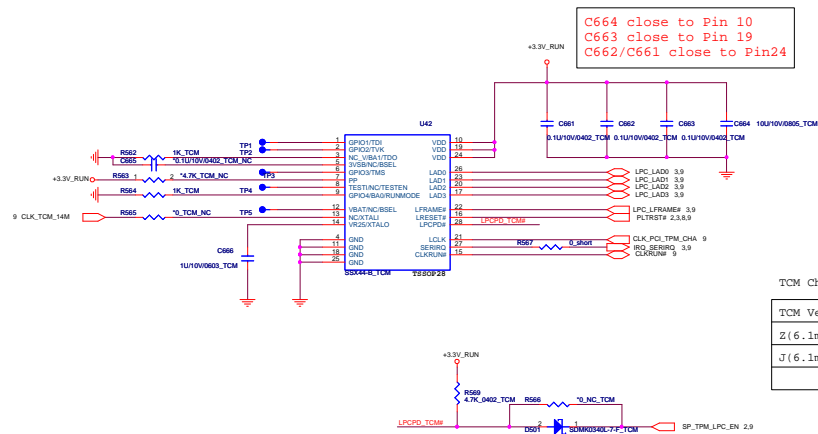
Express Card





www.aitech1.ru

 Quanta Computer Inc. Project Name: XM2		
Screw hole		
Size	Document Number	Rev
	XM2_KOR board	B
Date	Friday, September 11, 2009	Sheet 10 of 11



TCM Chip POP Option For Notebook

TCM Vender	
Z(6.1mm)	R581, R289, C579, C575
J(6.1mm)	R91, R580, C574

Quanta Computer Inc.
Project Name: **XM2**

TPM For China

Document Number: **XM2_XOR board**

Date: **1/20/2009** Version: **1.1**

www.aitech1.ru